



DOES YOUR GARDEN LACK PROPER NUTRIENTS?

This infographic can help identify issues based on visible symptoms, making it easier to address plant health concerns.



HELP IMPROVE GARDEN CENTER 2 ENTRANCE FOR POLLINATORS

The entrance to Garden Center 2 has long needed some landscaping love, and a group of dedicated volunteers is working to transform the area with plants and hardscape. The plan is to create a pollinator garden that will attract butterflies, bees, birds, and other helpful insects, boosting the productivity of nearby gardens.


If you'd like to volunteer your time or donate garden hardscape items, please contact the garden center office. Your help is greatly appreciated! Please do not bring any donations unless you've spoken with the office or a volunteer first.

TYPES OF DEFICIENCIES & their solutions

NITROGEN deficiency

SIGNS: Yellow or pale green leaves, stunted growth.


SOLUTION: Add coffee grounds directly to your soil or plant nitrogen-rich plants near nitrogen-deficient plants. Common nitrogen-rich plants include beans and peas.



PHOSPHOROUS deficiency

SIGNS: Darkening around edges of leaves, small or absent flowers, stunted growth.


SOLUTION: Add bone meal directly to soil. You can also add used fish tank water to soil if it does not contain saltwater. This water is also a good source of nitrogen.



POTASSIUM deficiency

SIGNS: Leaves with brown spots, brown or yellow veins or yellow edges. This deficiency is more susceptible to disease and drought.

SOLUTION: Bury banana peels an inch into your soil. Peels take a while to rot, so this is a method that will slowly help your plants. Banana peels also deter aphids.



MAGNESIUM deficiency

SIGNS: Yellowing of veins and edges of leaves. Can sometimes have a marbled appearance.


SOLUTION: Add epsom salt directly to the top of your soil before you water your soil. Epsom salt is especially beneficial for tomatoes, peppers and roses.



CALCIUM deficiency

SIGNS: Yellow spots between leaf veins, blossom end rot, stunted growth, weak or dying stems.

SOLUTION: Add crushed egg shells into soil. This method will slowly help your plants, so make sure you till the egg shells well into the soil to help the process along.





GOT EXTRA PRODUCE? CONSIDER DONATING!

If you have more produce than you can use, consider donating it—this practice is called “gleaning.” We have a few volunteers at the garden centers who can help determine if your excess fruits and veggies are suitable for donation. In some cases, they may assist with picking and packing, or they may ask you to have the produce ready for donation.

For more information or to get in touch with a volunteer, contact the garden center office.

**A Note From
Tom McCray**

please roll your trash to the bins in the parking lot or other locations. Leaving waste out means someone else has to deal with it, and our staff isn't available for clean-up.

When placing green waste in the bins, please cut items down so they sit flat and take up less space. Large branches can take up room, making it difficult for others to dispose of their waste. Let's all do our part to keep the garden centers tidy and considerate of our fellow gardeners! Thank you!

Help Us Care for Garden Tools and Equipment

As many gardeners know, GRF provides tools, wheelbarrows, wagons and other items for shared use at the garden centers. Unfortunately, we've had several pieces of equipment damaged or broken over the past few months. While we understand that things wear out, we kindly ask that if you accidentally break something, please let the Garden Center management know. If possible, consider helping cover the cost of repairs or replacements.



Unreported wheelbarrow found at GC1

With a limited budget, there may be times when broken equipment cannot be replaced, and gardeners will need to bring their own tools. Please help us keep all tools and equipment in good condition for everyone's benefit. If you damage or notice damaged equipment, contact the Garden Center Office at **949-268-2387**. Thanks for your cooperation!

Reminder: Keep Our Garden Centers Clean!

We've noticed that overflowing trash has become too common around the garden centers. It's the responsibility of all gardeners to manage their waste by placing it in the proper bins. If the bins are full,

