

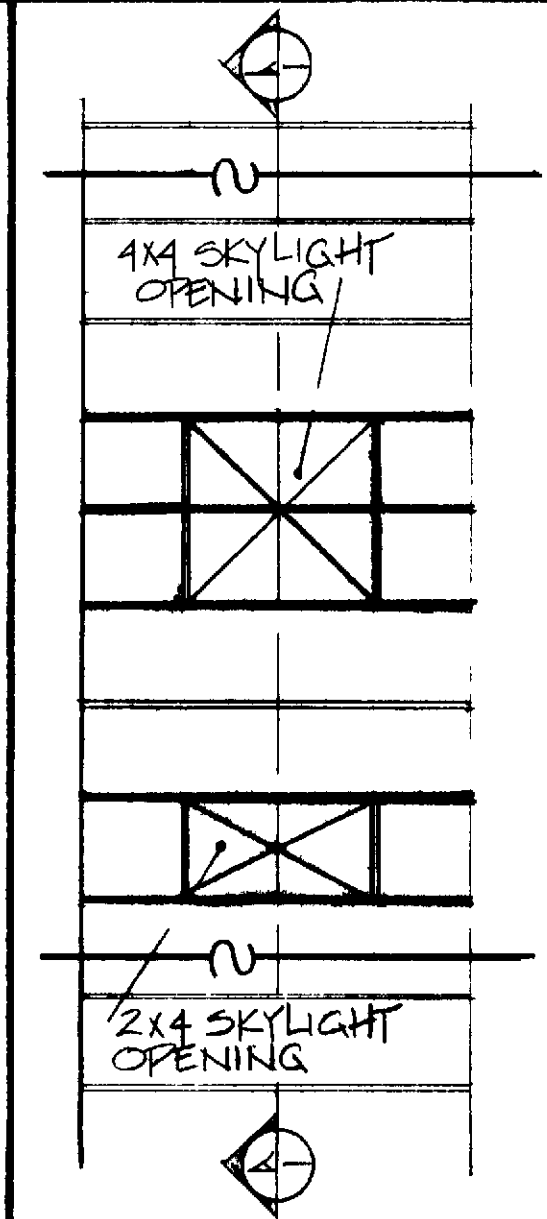
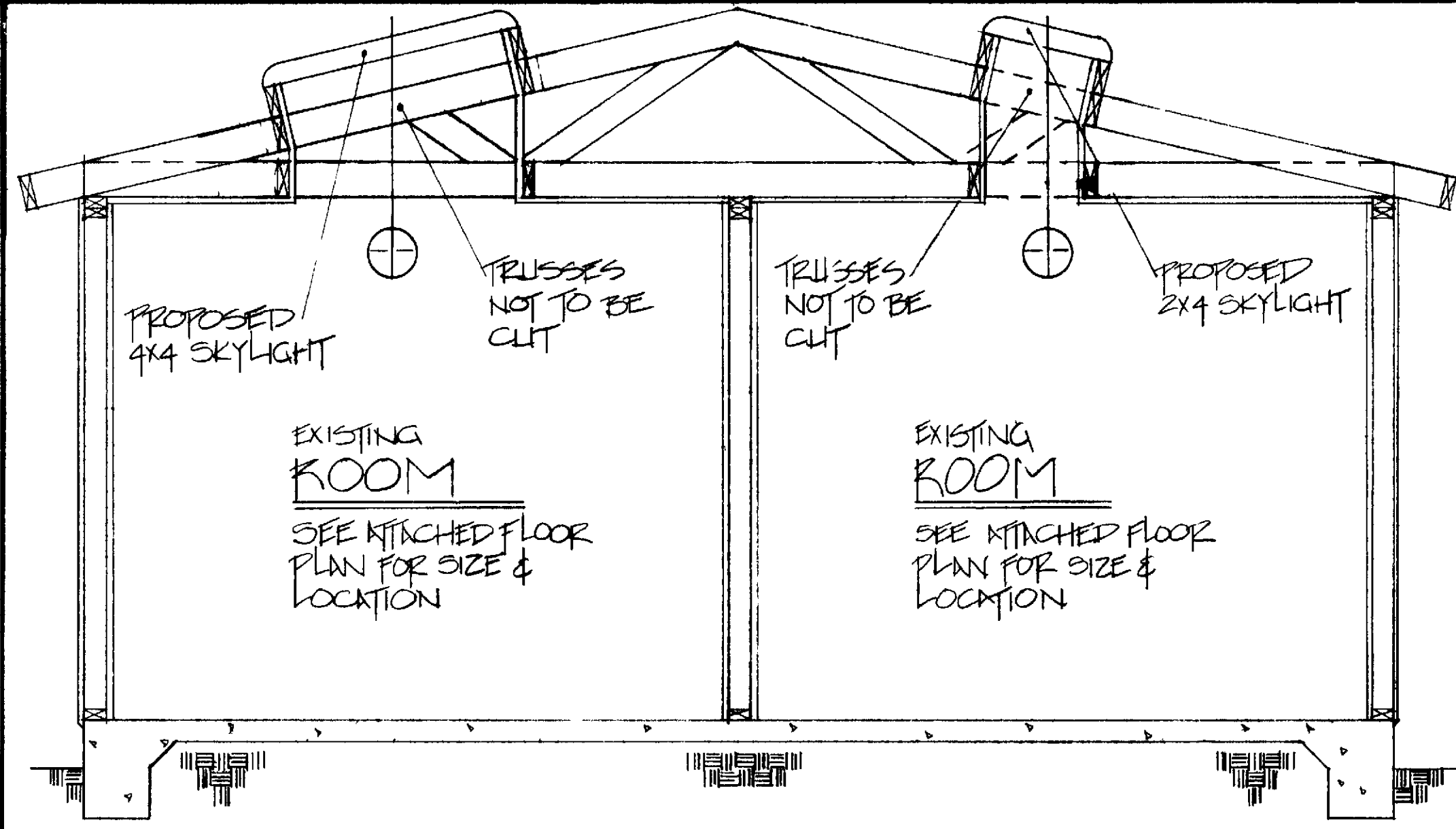
SKYLIGHTS FOR SLOPED ROOFS

10 GENERAL REQUIREMENTS

- 11 **PERMITS** A mutual permit required for all alterations to the building. A County of Orange permit also required. All fees for both mutual and county permits shall be taken out and paid for by the member and/or the contractor. Member and/or contractor must supply Planning and Engineering Services department with the County permit number prior to beginning work.
- 12 **MEMBERS RESPONSIBILITY** The member solely responsible for the maintenance, repair and/or removal of all alterations to the building.
- 13 **CODES AND REGULATIONS** All work shall comply with all applicable local, state, and federal requirements including but not limited to the current edition of the Uniform Building Code.
- 14 **WORK HOURS** No work shall commence prior to 7:00 a.m. and no work shall be permitted after 6:00 p.m. Monday through Friday. Saturday work should be held to a minimum with inceptors permission and no work whatsoever on Sunday or Holidays.
- 15 **DUMPSITES** The premise shall be kept free from accumulation of waste material and/or rubbish caused by the construction work. Member and/or the contractor is responsible for the removal of debris and excess material and must leave work areas **BROOM CLEAN** daily. **USE OF COMMUNITY DUMPSITES FOR CONSTRUCTION RELATED DUMPING IS NOT PERMITTED**. Dumpsters, if required, must have location approved by Planning and Engineering Services. Waste disposal company must be the same company that services the Leisure World Community.
- 16 **WARRANTY** Skylight installer shall guarantee **IN WRITING** watertight integrity of skylight and roof for five (5) years from date of installation, and shall repair without charge to owner any such defect.
- 17 **PLANS** The member and/or contractor applying for permit are responsible for following the **MUTUAL STANDARD PLANS AND SPECIFICATIONS**. Dimensions on plan have precedence over scale.

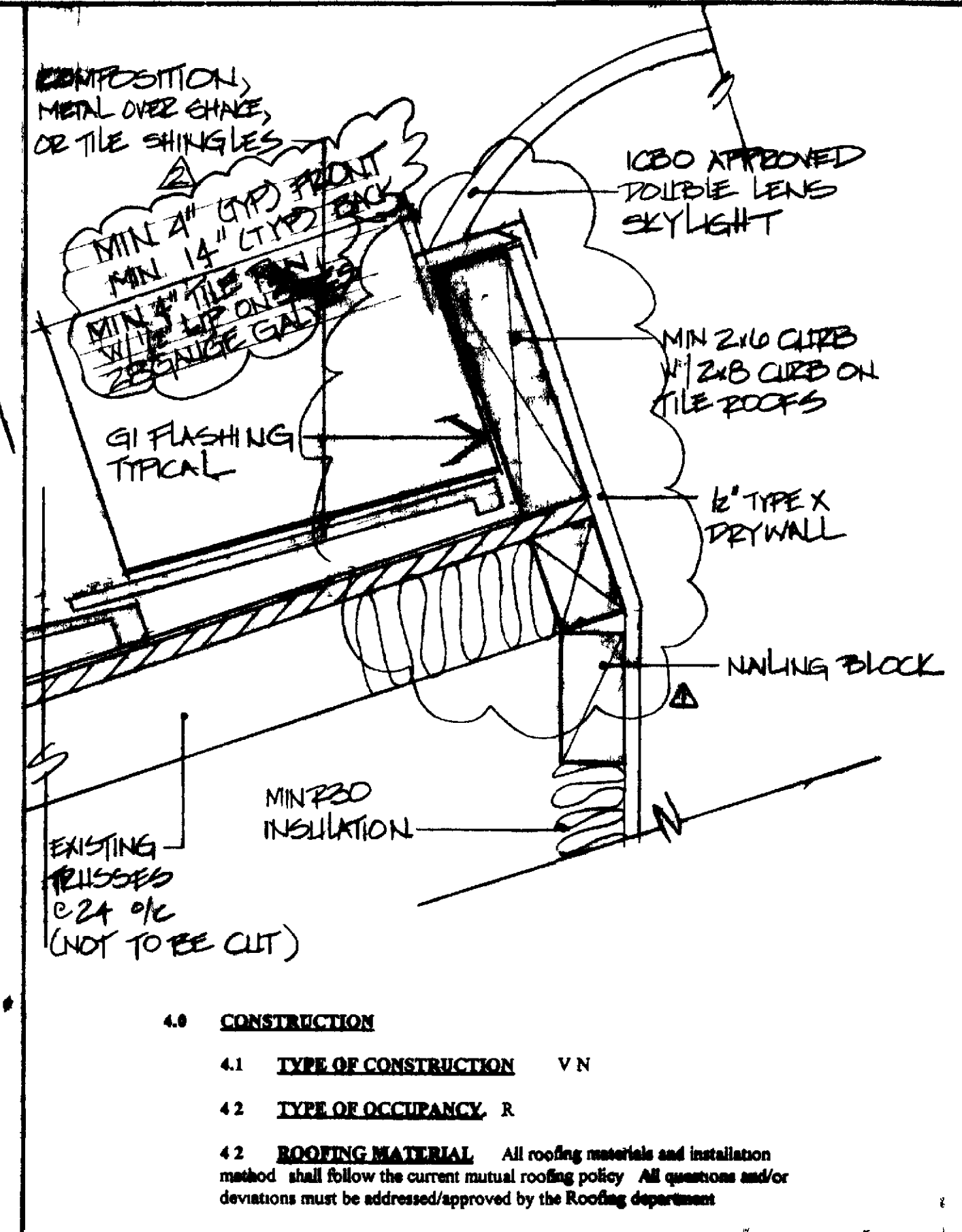
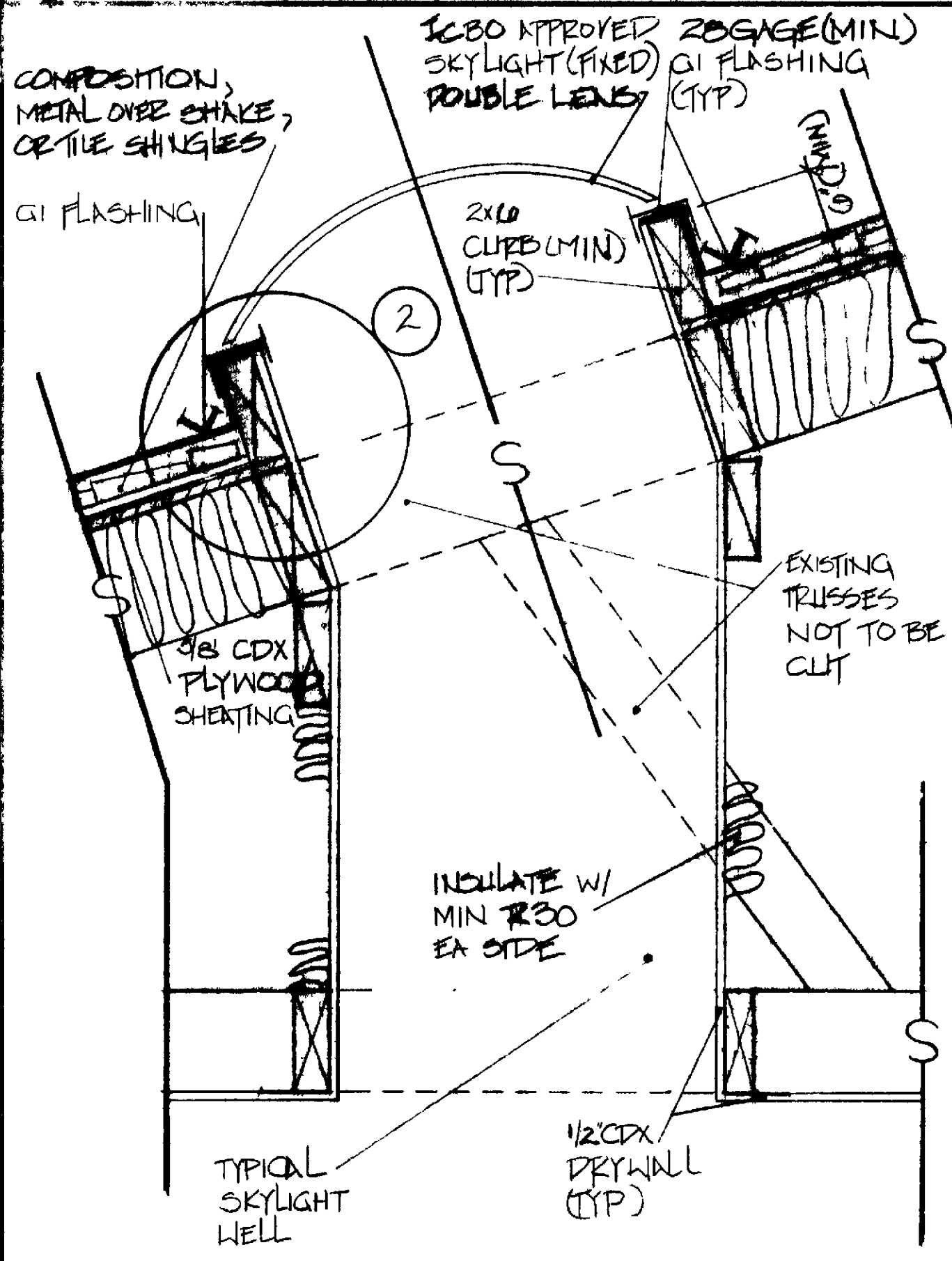
20 APPLICATIONS

- 21 **OPERATIONS** Any skylight installed may be of an OPERABLE type.
- 22 **INTERIOR FINISH** Interior finish, such as open well luminaire panel ceiling, optional size of opening at ceiling in optional unit otherwise noted. Skylight well and all exposed wood to be drywalled and taped with minimum one (1) hour fire rated material. Insulate the four (4) side wall of well with minimum R30 insulation.
- 23 **MATERIALS** All material shall be of standard grade better unless otherwise noted.
- 24 **MANUFACTURER'S DIRECTIONS** Where manufacturers directions/specifications are called for they shall be considered as part of these drawings and specifications.
- 25 **ELECTRICAL** Electrical fixtures may be placed inside well providing they meet the current edition of the National Electrical Code.
- 26 **COLOR** Skylight shall be in keeping with the architecture of the building with the following restrictions:
 - 261 **UNITED L.H.M.** All skylight installed shall be off white in color and/or shall match existing skylights on building.
 - 262 **THIRD L.H.M.** Skylight may be either off white or smoke-tinted in color and/or match existing skylight on building.
- 27 **ASBESTOS** Installation in existing acoustical sprayed ceilings may encounter asbestos. The member and contractor(s) must meet or exceed requirements of federal, state, and local government regarding removal procedures.
- 30 **INSTALLATION**
 - 31 **MOUNTING** Skylight shall be mounted on metal and tile roofs where 2x8 curb must be used. Mounting of curb shall be with galvanized or equal hex-head screws to aid removal during re-roofing. **NO SELF FLASHING SKYLIGHTS SHALL BE ALLOWED**.
 - 32 **OBSTACLES** No skylight shall be installed within twelve (12) inches of any vent, ridge, or vertical members within twelve (12) inches of the edge of roof.
 - 33 **SKYLIGHTS** All skylight shall be I.C.B.O. approved and be of double lens construction.
 - 34 **TRUSSES** No structural member such as truss shall be cut or altered.



SECTION TYPICAL ROOM W/SKYLIGHT SCALE 1/2" = 1'-0"

FRAMING PLAN SCALE NONE



1 DETAIL SKYLIGHT CURB SCALE 3/4" = 1'-0"

2 DETAIL CURB SCALE 3/4" = 1'-0"

GENERAL NOTES



TYPICAL SKYLIGHT PLAN SLOPED ROOF

REVISIONS

1	1/24/95
2	2/13/96

DRAWN BY
G. OSWALD

DATE
4/10/91

APPROVAL

Laguna Woods Village
STANDARD PLAN NO 256